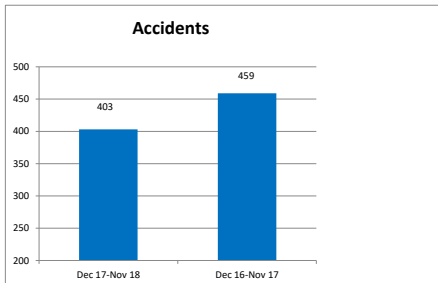
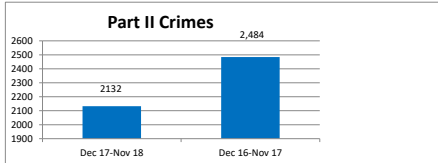
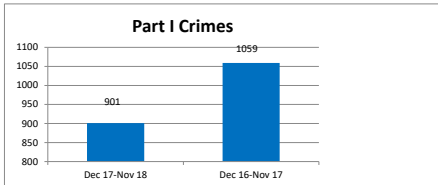




Prescott Valley Police Department Monthly Report

|   | Month Over Month |            |             | Year Over Year |               |             |
|---|------------------|------------|-------------|----------------|---------------|-------------|
|   | Nov-18           | Nov-17     | % Change    | Dec 17-Nov 18  | Dec 16-Nov 17 | % Change    |
| <b>Part I Crimes (include all below listed crimes)</b>  |                  |            |             |                |               |             |
| Homicide  | 0                | 0          | 0%          | 1              | 0             | 100%        |
| Rape  | 0                | 1          | -100%       | 14             | 17            | -18%        |
| Robbery   | 0                | 0          | 0%          | 6              | 9             | -33%        |
| Aggravated Assault                                      | 1                | 3          | -67%        | 51             | 58            | -12%        |
| Burglary  | 6                | 9          | -33%        | 85             | 98            | -13%        |
| Larceny -Theft  | 42               | 77         | -45%        | 714            | 830           | -14%        |
| Motor Vehicle Theft                                     | 1                | 1          | 0%          | 29             | 47            | -38%        |
| Arson   | 0                | 0          | 0%          | 1              | 0             | 100%        |
| Human Trafficking, CSA                                  | 0                | 0          | 0%          | 0              | 0             | 0%          |
| Human Trafficking, Inv Serv                             | 0                | 0          | 0%          | 0              | 0             | 0%          |
| <b>Total Part I Crimes</b>                              | <b>50</b>        | <b>91</b>  | <b>-45%</b> | <b>901</b>     | <b>1059</b>   | <b>-15%</b> |
| <b>Part II Crimes (include all below listed crimes)</b> |                  |            |             |                |               |             |
| Animal Control  | 49               | 44         | 11%         | 728            | 779           | -7%         |
| Domestic Violence                                       | 43               | 71         | -39%        | 670            | 782           | -14%        |
| Simple Assault  | 25               | 34         | -26%        | 388            | 453           | -10%        |
| Vandalism/Criminal Damage                               | 21               | 26         | -19%        | 346            | 490           | -29%        |
| <b>Total Part II Crimes, AC and DV</b>                  | <b>138</b>       | <b>175</b> | <b>-21%</b> | <b>2132</b>    | <b>2,484</b>  | <b>-17%</b> |
| <b>Traffic</b>  |                  |            |             |                |               |             |
| DUI's   | 15               | 12         | 25%         | 179            | 142           | 26%         |
| Citations   | 328              | 282        | 16%         | 4372           | 5209          | -16%        |
| Warnings/Repair Orders                                  | 413              | 198        | 109%        | 4447           | 2887          | 54%         |
| <b>Total Citations</b>                                  | <b>756</b>       | <b>492</b> | <b>54%</b>  | <b>8998</b>    | <b>8238</b>   | <b>9%</b>   |
| <b>Accidents</b>  |                  |            |             |                |               |             |
| Non-Injury - Property only                              | 40               | 39         | 3%          | 403            | 459           | -12%        |
| Injuries  | 12               | 19         | -37%        | 136            | 190           | -28%        |
| Fatalities  | 0                | 1          | -100%       | 1              | 0             | 100%        |
| <b>Number of Accidents</b>                              | <b>52</b>        | <b>59</b>  | <b>-12%</b> | <b>540</b>     | <b>649</b>    | <b>-17%</b> |
| <b>Response Time</b>                                    | <b>4:30</b>      |            |             |                |               |             |
| <b>Overdose</b>   |                  |            |             |                |               |             |
| Overdose Calls  |                  |            | 0%          |                |               | 0%          |
| Deaths  |                  |            | 0%          |                |               | 0%          |
| Narcan Saves by PVPD Officers                           |                  |            | 0%          |                |               | 0%          |



| Part I Crimes  |   |
|--|---|
| <b>Criminal Homicide – Murder and Non Negligent Manslaughter</b> | <i>Definition:</i> The willful killing of one human being by another.   |
| <b>Rape</b>  | <i>Definition:</i> The carnal knowledge of a female forcibly and against her will.  |
| <b>Robbery</b>   | <i>Definition:</i> The taking or attempting to take anything of value from the care, custody, or control of a person or persons by force or threat of force or violence and/or by putting the victim in fear.   |
| <b>Aggravated Assault</b>  | <i>Definition:</i> An unlawful attack by one person upon another for the purpose of inflicting severe or aggravated bodily injury. This type of assault usually is accompanied by the use of a weapon or by means likely to produce death or great bodily harm. |
| <b>Burglary – Breaking or Entering</b>                           | <i>Definition:</i> The unlawful entry of a structure to commit a felony or a theft.   |
| <b>Larceny – Theft</b>   | <i>Definition:</i> The unlawful taking, carrying, leading or riding away of property from the possession or constructive possession of another.   |
| <b>Motor Vehicle Theft</b>                                       | <i>Definition:</i> The theft of attempted theft of a motor vehicle.   |
| <b>Arson</b>   | <i>Definition:</i> Any willful or malicious burning or attempt to burn, with or without intent to defraud, a dwelling house, public building, motor vehicle or aircraft, personal property of another, etc.   |
| Part II Crimes   |   |
| <b>Animal Control</b>  | <i>Definition:</i> Reports involving animal (primarily dog) issues, i.e. Animal Cruelty, Animal Bites, Stray Dogs, Dangerous Animals, Public Nuisance Calls Relating to Animals   |
| <b>Domestic Violence</b>   | <i>Definition:</i> Violent or aggressive behavior within the home which includes victims such as: Spouses, Dating/Intimate partners, Family members, Children, Cohabitants  |
| <b>Assaults</b>  | <i>Definition:</i> An unlawful attack by one person upon another where the victim is injured or placed in reasonable apprehension of injury. Does not involve a weapon or serious injury  |
| <b>Vandalism/Criminal Damage</b>                                 | <i>Definition:</i> To willfully or maliciously destroy, injure, disfigure, or deface any public or private property   |
| Miscellaneous  |   |
| <b>Response time</b>   | <i>Definition:</i> The average length of time in minutes and seconds for the first unit to arrive to the scene of priority two and three calls. (high priority)   |
| <b>Overdose</b>  | <i>Definition:</i> Overdose Calls is a total and includes both Deaths and Narcan Saves.   |