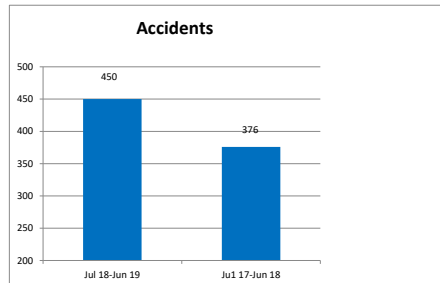
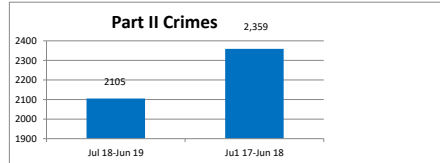
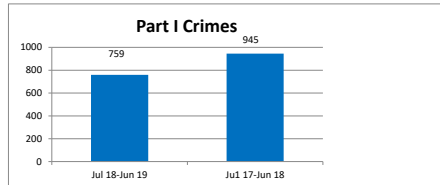




Prescott Valley Police Department Monthly Report

|   | Month Over Month |            |             | Year Over Year |               |             |
|---|------------------|------------|-------------|----------------|---------------|-------------|
|   | Jun-19           | Jun-18     | % Change    | Jul 18-Jun 19  | Jul 17-Jun 18 | % Change    |
| <b>Part I Crimes (include all below listed crimes)</b>  |                  |            |             |                |               |             |
| Homicide  | 0                | 0          | 0%          | 1              | 0             | 100%        |
| Rape  | 1                | 0          | 100%        | 5              | 19            | -74%        |
| Robbery   | 0                | 0          | 0%          | 7              | 8             | -13%        |
| Aggravated Assault                                      | 5                | 6          | -17%        | 55             | 47            | 17%         |
| Burglary  | 5                | 7          | -29%        | 70             | 93            | -25%        |
| Larceny -Theft  | 27               | 45         | -40%        | 591            | 754           | -22%        |
| Motor Vehicle Theft                                     | 3                | 2          | 50%         | 30             | 18            | 67%         |
| Arson   | 0                | 0          | 0%          | 0              | 6             | -100%       |
| Human Trafficking, CSA                                  | 0                | 0          | 0%          | 0              | 0             | 0%          |
| Human Trafficking, Inv Serv                             | 0                | 0          | 0%          | 0              | 0             | 0%          |
| <b>Total Part I Crimes</b>                              | <b>41</b>        | <b>60</b>  | <b>-32%</b> | <b>759</b>     | <b>945</b>    | <b>-20%</b> |
| <b>Part II Crimes (include all below listed crimes)</b> |                  |            |             |                |               |             |
| Animal Control  | 52               | 57         | -9%         | 645            | 791           | -18%        |
| Domestic Violence                                       | 51               | 69         | -26%        | 613            | 770           | -20%        |
| Simple Assault  | 25               | 24         | 4%          | 419            | 392           | 7%          |
| Vandalism/Criminal Damage                               | 37               | 38         | -3%         | 428            | 406           | 5%          |
| <b>Total Part II Crimes, AC and DV</b>                  | <b>165</b>       | <b>188</b> | <b>-12%</b> | <b>2105</b>    | <b>2,359</b>  | <b>-12%</b> |
| <b>Traffic</b>  |                  |            |             |                |               |             |
| DUI's   | 21               | 15         | 40%         | 219            | 153           | 43%         |
| Citations   | 475              | 446        | 7%          | 5199           | 5212          | 0%          |
| Warnings/Repair Orders                                  | 339              | 328        | 3%          | 4750           | 3471          | 38%         |
| <b>Total Citations</b>                                  | <b>835</b>       | <b>789</b> | <b>6%</b>   | <b>10208</b>   | <b>8836</b>   | <b>16%</b>  |
| <b>Accidents</b>  |                  |            |             |                |               |             |
| Non-Injury - Property only                              | 25               | 18         | 39%         | 450            | 376           | 20%         |
| Injuries  | 13               | 10         | 30%         | 142            | 148           | -4%         |
| Fatalities  | 1                | 1          | 100%        | 2              | 2             | 0%          |
| <b>Number of Accidents</b>                              | <b>39</b>        | <b>28</b>  | <b>39%</b>  | <b>594</b>     | <b>526</b>    | <b>13%</b>  |
| <b>Response Time</b>                                    | <b>5:10</b>      |            |             |                |               |             |
| <b>Overdose</b>   |                  |            |             |                |               |             |
| Overdose Calls  |                  |            | 0%          |                |               | 0%          |
| Deaths  |                  |            | 0%          |                |               | 0%          |
| Narcan Saves by PVPD Officers                           |                  |            | 0%          |                |               | 0%          |



| Part I Crimes  |   |
|--|---|
| <b>Criminal Homicide – Murder and Non Negligent Manslaughter</b> | <i>Definition:</i> The willful killing of one human being by another.   |
| <b>Rape</b>  | <i>Definition:</i> The carnal knowledge of a female forcibly and against her will.  |
| <b>Robbery</b>   | <i>Definition:</i> The taking or attempting to take anything of value from the care, custody, or control of a person or persons by force or threat of force or violence and/or by putting the victim in fear.   |
| <b>Aggravated Assault</b>  | <i>Definition:</i> An unlawful attack by one person upon another for the purpose of inflicting severe or aggravated bodily injury. This type of assault usually is accompanied by the use of a weapon or by means likely to produce death or great bodily harm. |
| <b>Burglary – Breaking or Entering</b>                           | <i>Definition:</i> The unlawful entry of a structure to commit a felony or a theft.   |
| <b>Larceny – Theft</b>   | <i>Definition:</i> The unlawful taking, carrying, leading or riding away of property from the possession or constructive possession of another.   |
| <b>Motor Vehicle Theft</b>                                       | <i>Definition:</i> The theft of attempted theft of a motor vehicle.   |
| <b>Arson</b>   | <i>Definition:</i> Any willful or malicious burning or attempt to burn, with or without intent to defraud, a dwelling house, public building, motor vehicle or aircraft, personal property of another, etc.   |
| Part II Crimes   |   |
| <b>Animal Control</b>  | <i>Definition:</i> Reports involving animal (primarily dog) issues, i.e. Animal Cruelty, Animal Bites, Stray Dogs, Dangerous Animals, Public Nuisance Calls Relating to Animals   |
| <b>Domestic Violence</b>   | <i>Definition:</i> Violent or aggressive behavior within the home which includes victims such as: Spouses, Dating/Intimate partners, Family members, Children, Cohabitants  |
| <b>Assaults</b>  | <i>Definition:</i> An unlawful attack by one person upon another where the victim is injured or placed in reasonable apprehension of injury. Does not involve a weapon or serious injury  |
| <b>Vandalism/Criminal Damage</b>                                 | <i>Definition:</i> To willfully or maliciously destroy, injure, disfigure, or deface any public or private property   |
| Miscellaneous  |   |
| <b>Response time</b>   | <i>Definition:</i> The average length of time in minutes and seconds for the first unit to arrive to the scene of priority two and three calls. (high priority)   |
| <b>Overdose</b>  | <i>Definition:</i> Overdose Calls is a total and includes both Deaths and Narcan Saves.   |