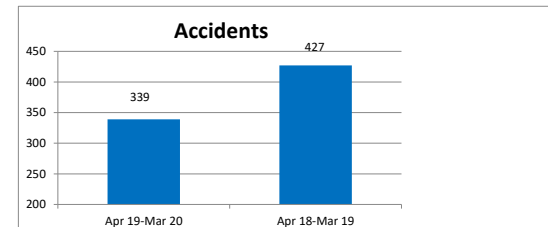
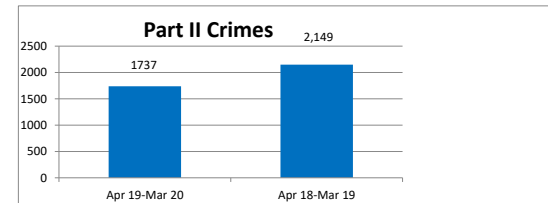
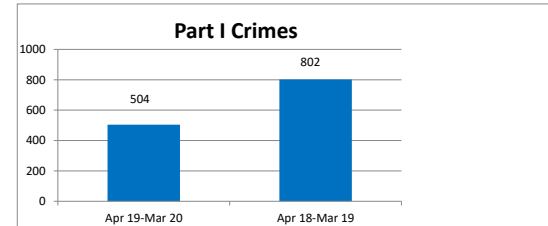




### Prescott Valley Police Department Monthly Report

|   | Month Over Month |            |             | Year Over Year |               |             |
|---|------------------|------------|-------------|----------------|---------------|-------------|
|   | 4/               | Mar-19     | % Change    | Apr 19-Mar 20  | Apr 18-Mar 19 | % Change    |
| <b>Part I Crimes (include all below listed crimes)</b>  |                  |            |             |                |               |             |
| Homicide  | 0                | 0          | 0%          | 0              | 1             | -100%       |
| Rape  | 3                | 0          | 300%        | 18             | 5             | 260%        |
| Robbery   | 0                | 0          | 0%          | 6              | 3             | 100%        |
| Aggravated Assault                                      | 6                | 5          | 20%         | 63             | 58            | 9%          |
| Burglary  | 6                | 12         | -50%        | 42             | 77            | -45%        |
| Larceny -Theft  | 34               | 43         | -21%        | 358            | 627           | -43%        |
| Motor Vehicle Theft                                     | 1                | 3          | -67%        | 15             | 30            | -50%        |
| Arson   | 0                | 0          | 0%          | 2              | 1             | 100%        |
| Human Trafficking, CSA                                  | 0                | 0          | 0%          | 0              | 0             | 0%          |
| Human Trafficking, Inv Serv                             | 0                | 0          | 0%          | 0              | 0             | 0%          |
| <b>Total Part I Crimes</b>                              | <b>50</b>        | <b>63</b>  | <b>-21%</b> | <b>504</b>     | <b>802</b>    | <b>-37%</b> |
| <b>Part II Crimes (include all below listed crimes)</b> |                  |            |             |                |               |             |
| Animal Control  | 32               | 65         | -51%        | 527            | 692           | -24%        |
| Domestic Violence                                       | 52               | 31         | 68%         | 449            | 642           | -30%        |
| Simple Assault  | 28               | 39         | -28%        | 373            | 398           | -6%         |
| Vandalism/Criminal Damage                               | 34               | 48         | -29%        | 388            | 417           | -7%         |
| <b>Total Part II Crimes, AC and DV</b>                  | <b>146</b>       | <b>183</b> | <b>-20%</b> | <b>1737</b>    | <b>2,149</b>  | <b>-24%</b> |
| <b>Traffic</b>  |                  |            |             |                |               |             |
| DUIs  | 14               | 18         | -22%        | 173            | 205           | -16%        |
| Citations   | 309              | 498        | -38%        | 6704           | 4778          | 40%         |
| Warnings/Repair Orders                                  | 315              | 447        | -30%        | 5880           | 4655          | 26%         |
| <b>Total Citations</b>                                  | <b>638</b>       | <b>963</b> | <b>-34%</b> | <b>12757</b>   | <b>9638</b>   | <b>32%</b>  |
| <b>Accidents</b>  |                  |            |             |                |               |             |
| Non-Injury - Property only                              | 26               | 33         | -21%        | 339            | 427           | -21%        |
| Injuries  | 10               | 9          | 11%         | 109            | 136           | -20%        |
| Fatalities  | 0                | 0          | 0%          | 2              | 2             | 0%          |
| <b>Number of Accidents</b>                              | <b>36</b>        | <b>42</b>  | <b>-14%</b> | <b>450</b>     | <b>565</b>    | <b>-20%</b> |



#### Part I Crimes

**Criminal Homicide – Murder and Non Negligent Manslaughter**

*Definition:* The willful killing of one human being by another.

**Rape**

*Definition:* The carnal knowledge of a female forcibly and against her will.

**Robbery**

*Definition:* The taking or attempting to take anything of value from the care, custody, or control of a person or persons by force or threat of force or violence and/or by putting the victim in fear.

**Aggravated Assault**

*Definition:* An unlawful attack by one person upon another for the purpose of inflicting severe or aggravated bodily injury. This type of assault usually is accompanied by the use of a weapon or by means likely to produce death or great bodily harm.

**Burglary – Breaking or Entering**

*Definition:* The unlawful entry of a structure to commit a felony or a theft.

**Larceny – Theft**

*Definition:* The unlawful taking, carrying, leading or riding away of property from the possession or constructive possession of another.

**Motor Vehicle Theft**

*Definition:* The theft of attempted theft of a motor vehicle.

**Arson**

*Definition:* Any willful or malicious burning or attempt to burn, with or without intent to defraud, a dwelling house, public building, motor vehicle or aircraft, personal property of another, etc.

#### Part II Crimes

**Animal Control**

*Definition:* Reports involving animal (primarily dog) issues, i.e. Animal Cruelty, Animal Bites, Stray Dogs, Dangerous Animals, Public Nuisance Calls Relating to Animals

**Domestic Violence**

*Definition:* Violent or aggressive behavior within the home which includes victims such as: Spouses, Dating/Intimate partners, Family members, Children, Cohabitants

**Assaults**

*Definition:* An unlawful attack by one person upon another where the victim is injured or placed in reasonable apprehension of injury. Does not involve a weapon or serious injury

**Vandalism/Criminal Damage**

*Definition:* To willfully or maliciously destroy, injure, disfigure, or deface any public or private property