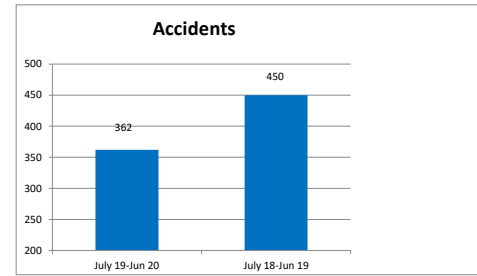
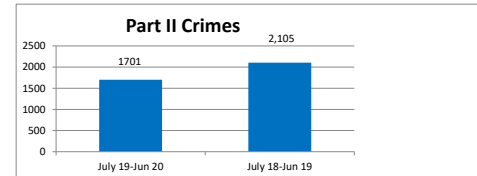
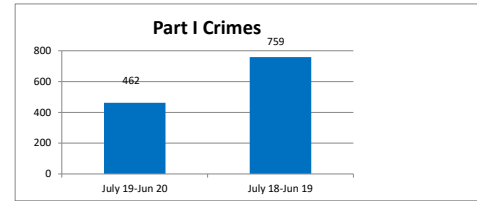




Prescott Valley Police Department Monthly Report

|   | Month Over Month |            |            | Year Over Year |                |             |
|---|------------------|------------|------------|----------------|----------------|-------------|
|   | Jun-20           | Jun-19     | % Change   | July 19-Jun 20 | July 18-Jun 19 | % Change    |
| <b>Part I Crimes (include all below listed crimes)</b>  |                  |            |            |                |                |             |
| Homicide  | 0                | 0          | 0%         | 0              | 1              | -100%       |
| Rape  | 1                | 1          | 0%         | 17             | 5              | 240%        |
| Robbery   | 0                | 0          | 0%         | 2              | 7              | -71%        |
| Aggravated Assault                                      | 8                | 5          | 60%        | 70             | 55             | 27%         |
| Burglary  | 3                | 5          | -40%       | 37             | 70             | -47%        |
| Larceny -Theft  | 29               | 27         | 7%         | 325            | 591            | -45%        |
| Motor Vehicle Theft                                     | 1                | 3          | -67%       | 9              | 30             | -70%        |
| Arson   | 0                | 0          | 0%         | 2              | 0              | 200%        |
| Human Trafficking, CSA                                  | 0                | 0          | 0%         | 0              | 0              | 0%          |
| Human Trafficking, Inv Serv                             | 0                | 0          | 0%         | 0              | 0              | 0%          |
| <b>Total Part I Crimes</b>                              | <b>42</b>        | <b>41</b>  | <b>2%</b>  | <b>462</b>     | <b>759</b>     | <b>-39%</b> |
| <b>Part II Crimes (include all below listed crimes)</b> |                  |            |            |                |                |             |
| Animal Control  | 49               | 52         | -6%        | 526            | 645            | -18%        |
| Domestic Violence                                       | 52               | 51         | 2%         | 447            | 613            | -27%        |
| Simple Assault  | 33               | 25         | 32%        | 366            | 419            | -13%        |
| Vandalism/Criminal Damage                               | 34               | 37         | -8%        | 362            | 428            | -15%        |
| <b>Total Part II Crimes, AC and DV</b>                  | <b>168</b>       | <b>165</b> | <b>2%</b>  | <b>1701</b>    | <b>2,105</b>   | <b>-24%</b> |
| <b>Traffic</b>  |                  |            |            |                |                |             |
| DUIs  | 20               | 21         | -5%        | 167            | 219            | -24%        |
| Citations   | 481              | 475        | 1%         | 6279           | 5199           | 21%         |
| Warnings/Repair Orders                                  | 557              | 339        | 64%        | 6014           | 4790           | 26%         |
| <b>Total Citations</b>                                  | <b>1058</b>      | <b>835</b> | <b>27%</b> | <b>12460</b>   | <b>10208</b>   | <b>22%</b>  |
| <b>Accidents</b>  |                  |            |            |                |                |             |
| Non-Injury - Property only                              | 46               | 25         | 84%        | 362            | 450            | -20%        |
| Injuries  | 11               | 13         | -15%       | 103            | 142            | -27%        |
| Fatalities  | 0                | 1          | -100%      | 1              | 3              | -67%        |
| <b>Number of Accidents</b>                              | <b>57</b>        | <b>39</b>  | <b>46%</b> | <b>466</b>     | <b>595</b>     | <b>-22%</b> |
| <b>Overdose</b>   |                  |            |            |                |                |             |
| Overdose Calls  | 9                |            | 900%       |                |                | 0%          |
| Deaths  | 2                |            | 200%       |                |                | 0%          |
| Narcan Saves by PVPD Officers                           | 1                |            | 100%       |                |                | 0%          |



| Part I Crimes  |   |
|--|---|
| <b>Criminal Homicide – Murder and Non Negligent Manslaughter</b> | <i>Definition:</i> The willful killing of one human being by another.   |
| <b>Rape</b>  | <i>Definition:</i> The carnal knowledge of a female forcibly and against her will.  |
| <b>Robbery</b>   | <i>Definition:</i> The taking or attempting to take anything of value from the care, custody, or control of a person or persons by force or threat of force or violence and/or by putting the victim in fear.   |
| <b>Aggravated Assault</b>  | <i>Definition:</i> An unlawful attack by one person upon another for the purpose of inflicting severe or aggravated bodily injury. This type of assault usually is accompanied by the use of a weapon or by means likely to produce death or great bodily harm. |
| <b>Burglary – Breaking or Entering</b>                           | <i>Definition:</i> The unlawful entry of a structure to commit a felony or a theft.   |
| <b>Larceny – Theft</b>   | <i>Definition:</i> The unlawful taking, carrying, leading or riding away of property from the possession or constructive possession of another.   |
| <b>Motor Vehicle Theft</b>                                       | <i>Definition:</i> The theft of attempted theft of a motor vehicle.   |
| <b>Arson</b>   | <i>Definition:</i> Any willful or malicious burning or attempt to burn, with or without intent to defraud, a dwelling house, public building, motor vehicle or aircraft, personal property of another, etc.   |
| Part II Crimes   |   |
| <b>Animal Control</b>  | <i>Definition:</i> Reports involving animal (primarily dog) issues, i.e. Animal Cruelty, Animal Bites, Stray Dogs, Dangerous Animals, Public Nuisance Calls Relating to Animals   |
| <b>Domestic Violence</b>   | <i>Definition:</i> Violent or aggressive behavior within the home which includes victims such as: Spouses, Dating/Intimate partners, Family members, Children, Cohabitants  |
| <b>Assaults</b>  | <i>Definition:</i> An unlawful attack by one person upon another where the victim is injured or placed in reasonable apprehension of injury. Does not involve a weapon or serious injury  |
| <b>Vandalism/Criminal Damage</b>                                 | <i>Definition:</i> To willfully or maliciously destroy, injure, disfigure, or deface any public or private property   |
| Overdose   |   |
| <b>Overdose</b>  | <i>Definition:</i> Overdose Calls is a total and includes both Deaths and Narcan Saves.   |